


FMCA
Your RVing Family



FMCA'S 103RD INTERNATIONAL CONVENTION & RV EXPO

CONFIRMATION GUIDE

JULY 7-10, 2021

CAM-PLEX MULTI-EVENT FACILITIES • GILLETTE, WYOMING



Sondra & Jon Walker

Thank you for registering for FMCA's 103rd Annual International Convention and RV Showcase. We have an incredible event planned and I can't wait to get everyone settled in so we can get this party started. The information you find in this booklet will help you prepare for "The Spirit Of Wyoming" when you arrive.

During "The Spirit of Wyoming" convention, FMCA will follow the recommendations established by the Wyoming Department of Health and set forth in its statewide Public Health Order to protect individuals from the spread of COVID-19. The Public Health Order is reissued every two weeks and we will update attendees as we get closer to the event about the protocols we will implement during the event.

- To park the large number of RVs that attend an FMCA International Convention, parking must begin several days prior to the event. For this event, Welcome Bags will be distributed as attendees arrive and there will be a "Locator Link" for you to submit information about where you are parked.

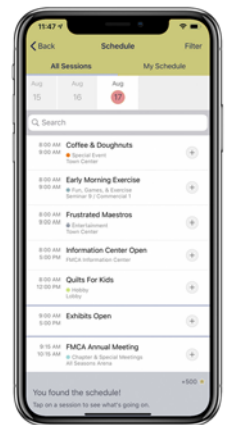
- **Download the FMCA APP**, read the program included in your Welcome Bag — or the electronic version at FMCA.com — **and plan what you would like to see and do during the convention.**

- During "The Spirit Of Wyoming" convention, on-grounds transportation using trams and activity golf carts will be available for you to get from the parking lots to the activity areas and back (limited service on Monday, July 5; full service begins Tuesday, July 6). If you have a bicycle, we encourage you to bring it. It is the most efficient way to get around the grounds.
- On Wednesday, July 7, both the RV Displays and supplier and component exhibits will be open from 1:00 pm to 5:00 pm, as the participating exhibitors unveil their latest models and newest products. Take advantage of this opportunity to shop for whatever you may need to make your RVing experience more enjoyable.
- A limited number of golf carts will be available for rent through **GTI** on a first-come, first-served basis and are primarily for family members with mobility issues. To order a golf cart in advance, contact GTI at (800) 477-0467 to request an order form, or visit Information Central at www.fmca.com/fmca-events-information-central for more details.
- **For your safety, please do not attempt to visit the exhibit areas during set-up days, which are prior to Wednesday, July 7, at 1:00 pm when the RV displays and supplier and component exhibits open.** Security will police the area to be sure only authorized personnel gain admittance. All exhibits will be open from 1:00 pm until 5:00 pm on Wednesday, July 7, and 9:00 am to 5:00 pm on Thursday, Friday, and Saturday, July 8, 9, and 10.
- Most importantly, remember: It's Still All About Having Fun!

Jon Walker, F268778
FMCA National President

THE FMCA EVENT APP

FMCA Events has gone mobile! We've teamed up with CrowdCompass to build an app (for both Apple and Android) that will make your convention experience easier. This app includes maps, seminar schedules, exhibitor locations, and other information about entertainment and activities – all in the palm of your hand! The app will be launched in mid June and registered attendees will receive an email with instructions on how to download it from the App Store or Google Play. Make sure you watch your email inbox and follow us on Facebook – more info is on the way!



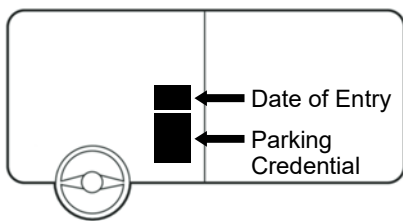
FMCA CONVENTION INFORMATION

ENCLOSED ITEMS

Enclosed are your registration materials, which include everything you need to arrive and be parked. Early event information, including seminar information, can be obtained by visiting www.fmca.com and viewing or downloading a digital edition of the event program.

Windshield RV Parking Credentials

Enclosed in this packet are two separate parking credentials that must be displayed in the driver's side lower right corner of your windshield when entering the grounds and at all times when parked. The larger card indicates the parking area you requested (or were assigned to) and the type of service you requested (30-amp, 50-amp, general, full generator, no generator, etc.). The black-and-white card (Date of Entry) indicates the date you should arrive to be parked. Please place the credentials in your windshield in the order indicated below.



The credentials acknowledge your registration and aid the parking personnel who will guide you to the requested parking area. The Date of Entry card indicates your assigned date of admittance. If you arrive early, you may dry camp in the Arrival Area or pay a \$30 fee per night to be parked early. **The Parking Team will stop parking RVs at 5:00 p.m. on July 3 and will resume parking RVs at 8:00 a.m. on July 5. NO RVs WILL BE PARKED ON JULY 4.** If you arrive late, you may have to wait to be parked. If you decide to leave the grounds in your RV for any reason, you must display the window credentials to re-enter.

Towed Car Credential

This credential should be displayed on the rearview mirror of your towed or towing vehicle. When re-entering the grounds in your towed or towing vehicle, you must display the credential. For security purposes, please print your cell phone number, name, and member number on the credential.

Welcome Bags & Locator Link

Welcome Bags will be distributed upon arrival and will include the event program and other materials. There will be a card in the bag with information about how to submit your parking location so you can be found in case of an emergency.

Name Badges

Name badges must be worn to gain admittance to the exhibit areas and all activities. There are spaces on the back of the badge to indicate emergency information and your RV location.

First-Time Attendee Ribbons

If you indicated that this is your first International Convention, we have enclosed red First Time Attendee ribbons. These attach to your name badges so experienced attendees may welcome you and be available to answer your questions.

International Convention Confirmation Guide

This guide includes a map and directions; emergency service information; International Convention Rules and Regulations; facts about Gillette; and other information.

Arrival Procedures

Attendees who arrive on their assigned date should follow the directions to the parking area for which they have registered. Those arriving before or after their assigned date should follow the directions to the Arrival Area. The directions have been determined with the help of the local police so arriving RV traffic can be cleared off the highways as quickly as possible. The Arrival Area will be open starting at 8:00 am, Saturday, July 3. It will be closed on Sunday, July 4, then reopen on Monday, July 5. A member of FMCA's Parking Team will be on duty in the Arrival Area from 8:00 am until 5:00 pm. If you have a towed vehicle, you can unhook it off grounds and have your co-pilot or another member of your party drive it onto the grounds separately, or it can be unhooked at the Arrival Area.

If you wish to park with friends, you must arrive together with appropriate admittance credentials or meet in the Arrival Area. Identify your party by placing a piece of white letter-size paper in the window of each RV. Using a heavy black marker, write the last name of one of the members of your group followed by the position each RV occupies in relation to the total number of RVs in the party (Smith 1 of 3; Smith 2 of 3; etc.). This will alert parking personnel that you wish to park together.

Whether you park on pavement or on grass, we ask that you use wooden blocks or waffle pads under your levelers to keep from sinking the feet and/or damaging the pavement or camping area

Departure Procedures

Departure will be on Sunday, July 11. All RVs should be off property by 12:00 pm. If you wish to stay longer, contact CAM-PLEX at (307) 682-0552 beginning June 1 to reserve a campsite for additional nights. For more information, visit www.fmca.com/fmca-events-information-central. You may be asked to move your RV to a different location.

Family Emergency Contact Information

Attendees who wish to leave an emergency phone number with friends and family should provide them with the FMCA Information Center number: (513) 256-5779. This number will be in operation beginning Saturday, July 3, at 8:00 am.

Registration Information, continued

Mail

If you plan to have mail forwarded to this event, it is very important that it be addressed as follows:

Member Name & Member Number
c/o FMCA
1635 Reata Drive
Gillette, WY 82718

Packages sent by FedEx or UPS should be directed to:

CAM-PLEX
C/O/ Hale Expo Services
Wyoming Center Load Dock
Member Name & Member Number
1635 Reata Drive
Gillette, WY 82718

Mail will not be available for pick up until Wednesday, July 7 at the Mail Desk in the Information Center. Mail not picked up from the Information Center by 3:00 pm, Saturday, July 10, will be sent to FMCA National Headquarters in Cincinnati.

If you plan to pick up your mail at the post office in Gillette, please have it addressed as follows:

Member Name
General Delivery
Gillette, WY 82716

General Information

There are limited water and dumping facilities at the site; **therefore, please arrive with empty waste tanks and a full water tank.** Septic trucks will be available to empty holding tanks along with water trucks to fill water tanks. Check your program for information about these services.

Hours of operation for the **Information Center/Registration Desk** located in Wyoming Center are as follows:

- Saturday, July 3, and Monday through Saturday, July 5 through 10, 8:00 am to 5:00 pm. **CLOSED JULY 4**

Hours of operation for **Will Call** in the Arrival Area are as follows:

- Saturday, July 3, and Monday and Tuesday, July 5 and 6, 8:00 am to 5:00 pm . **CLOSED JULY 4**
- Wednesday, July 7, 8:00 am to 12:00 pm
- Will Call will be relocated to the Information Center/Registration Desk in Wyoming Center on Wednesday, July 7, at 12:00 pm, and remain there through the duration of the event.

Share The

#FMCARV

Fun On Social Media

#FMCAWY21

FACEBOOK FROM A PHONE, TABLET, OR COMPUTER

1. Log into Facebook.
2. If you have not already "liked" our page, search "Family Motor Coach Association" and follow us.
3. On your own profile, create a new post about your convention experience.
4. Type @fmcafans in your post to tag our page
5. Make sure the post is set to "public" privacy settings so others can see it.



The status update will post on your personal timeline and will link to FMCA's page.

JOIN OUR FACEBOOK GROUP FOR FELLOW ATTENDEES

1. Log into Facebook.
2. Search "Family Motor Coach Association" and open our page.
3. Select the "Groups" tab.
4. Click the "Join" button for the "Gillette Attendees – 103rd FMCA Convention" group.
5. You will need to be approved by an admin before you are able to participate in the group. We will be checking frequently and approving new requests.

INSTAGRAM FROM A PHONE OR TABLET

1. Log into your Instagram account
2. Create a post about your convention experience.
3. Type @fmcarvclub in your post to tag our page.
4. Tag your location as "CAM-PLEX"
5. Be sure to use the hashtags #fmcaRV and #fmcaWY21
6. Share your photo or video.



You can choose who sees your posts. In your account settings, set your Instagram account to public or private.

TWITTER FROM A PHONE, TABLET, OR COMPUTER

1. Log into Twitter.
2. Create a tweet about your convention experience and tag @fmca_ (be sure to include the underscore).
3. Include #fmcaRV and #fmcaWY21 in your tweet.



Tagging FMCA will link the tweet to our page and using the hashtags will make the tweets show up in the social stream on the Gillette convention app.

FMCA CONVENTION RULES AND REGULATIONS

1. Parking for registered attendees will take place from 8:00 am to 5:00 pm on Monday, and Tuesday, July 5 and 6; and 8:00 am to 12:00 pm on Wednesday, July 7. Non-registered attendees may register on site starting at 8:00 am, Monday, July 5. Registration hours will be from 8:00 am to 5:00 pm on Monday through Friday, July 5 through 9, and 8:00 am to 12:00 pm, on Saturday, July 10. If you arrive earlier than the date on your Arrival Card, you must go to the Arrival Area.
2. Parking spaces will be assigned at the discretion of the Parking Team. First arrivals may not necessarily be parked closer to the activity centers.
3. Attendees may ride trams to all activities. Towed cars should not be used to travel to activity centers.
4. Follow the directions of the Parking Team and park only in allocated spaces. Improperly parked RVs and/or towed cars will be towed away at the owner's expense.
5. Security and safety personnel are responsible for the safety of attendees. Please obey their directions.
6. Please respect all event personnel and volunteers.
7. An adequate parking space is provided for RVs and towed vehicles. RVs, awnings, and equipment must fit within this space.
8. A special parking area will be provided for RVs that are towing trailers. But leaving trailers connected is not guaranteed.
9. Electricity is available at an additional cost. Security will issue fines to anyone procuring electricity illegally, and may request the removal of the RV from the grounds.
10. Caravan or large groups coordinators must schedule an arrival time with FMCA's national office. Caravan arrivals will be accepted for Monday and Tuesday, July 5 and 6
11. Pets are welcome, but must be kept in the parking areas unless they provide service assistance. Pets are not allowed in the activity centers — seminars, entertainment, morning coffee hour, or exhibit areas. Be a responsible pet owner and clean up pet waste, prevent the pet from making excessive noise, keep it on a leash when outside the RV, and do not allow it to relieve itself near RVs.
12. Scooters, Segways, bikes, and other two-wheeled vehicles are not permitted inside exhibit buildings, seminar rooms, and other areas restricted to pedestrian traffic. Wheelchairs and mobility carts are permitted in these areas. Your cooperation is appreciated.
13. The use of privately owned golf carts is permitted. The speed limit is 5 mph. Headlights must be used before dawn and after dusk. If your cart does not have operating headlights, it cannot be used in the dark.
14. Attendees must have valid insurance on all personal mobility carts and golf carts.
15. The Convention Committee reserves the right to ask violators of the above rules and regulations to leave the grounds.

Service Information

Service is an important function at FMCA conventions, and many manufacturers and component suppliers provide limited service for attendees who are experiencing problems with their RVs. Please refer to the information below regarding emergency service. Do not ask for routine maintenance or for services that can be handled before leaving home.

At this event you will be able to sign up for service prior to arriving in Gillette; on Wednesday, July 7, from 8:00 am to 12:00 pm at the Service Center in the Morningside Grandstand; and on site at the service provider's vendor booth. A list of the service providers who have agreed to make pre-convention service appointments, along with their contact information, will be e-mailed to all registered attendees (and posted on FMCA.com) as the event nears.

In most cases, a service vehicle (van or golf cart) will be dispatched to your motorhome in the family parking area. Service will be performed at the discretion of the manufacturer, component supplier, or service firm. In most cases, non-warranty work will be charged.

LIMITED ON-SITE "EMERGENCY" SERVICE (For Service Related To Health & Safety Issues)

FMCA will permit emergency service vehicles on-site beginning the first Monday, July 5

- Service during the main family parking days — Monday and Tuesday, July 5 and 6 — will be limited to emergency service.
- Emergency service is defined as any service to generators, refrigerators, air conditioners, heaters, and inverters that must be performed to assure the health and safety of members. Regular or preventive maintenance (example: changing oil or filters) or new installations are not considered emergency service.
- No new installations are permitted on RVs parked on-site in the family parking area prior to noon on Wednesday, July 7.
- Service vehicles offering emergency service must display a yellow "Emergency Service" credential on their vehicle.
- There is to be no selling of any product or service in the family parking areas. All sales transactions must be limited to assigned exhibit areas.
- Immediately notify FMCA Security or the FMCA Commercial Office, located in the Wyoming Center Skate Room, if vendors without proper credentials approach you regarding service in the family area.

DIRECTIONS

CAM-PLEX MULTI-EVENT FACILITIES GILLETTE, WYOMING

Parking for FMCA's 103rd International Convention and RV Expo will begin on Monday, July 5, at 8:00 a.m., and your scheduled entry date is indicated on your Date of Arrival card. Please display your Parking Credential and your Date of Arrival card in the lower right-hand corner of the driver side windshield.

Volunteers and other groups may be asked to arrive earlier. Below is a list of these groups and their arrival dates:

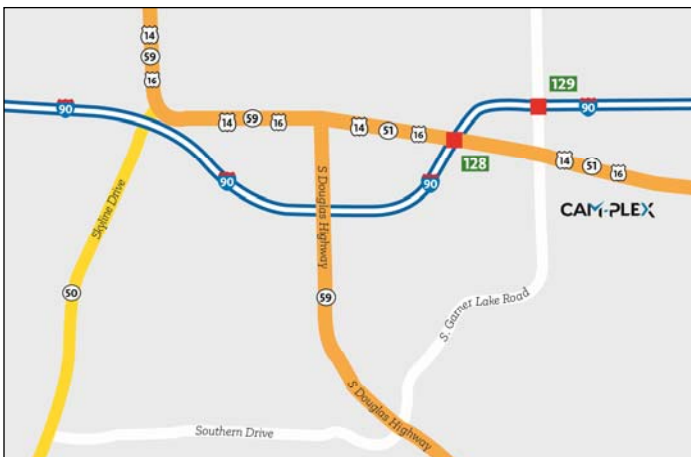
Thursday, July 1 – National Officers; Member Staff and Advance Crews; Parking Team

Saturday, July 3 –RV Basics; Activity Cart, Security, and Trams Volunteers; Frustrated Maestros

Monday, July 5 – Governing Board, PNOs, Committee Members; Coffee Hour, FMCA Store, Information, and Seminars Volunteers

NO RVS WILL BE PARKED ON JULY 4. PLEASE DO NOT ARRIVE AT CAM-PLEX ON JULY 4. IF YOU ARRIVE AFTER 5:00 PM ON SATURDAY, JULY 3, OR ANYTIME ON SUNDAY, JULY 4, YOU MUST DRY CAMP IN THE HOLDING AREA UNTIL THE MORNING OF MONDAY, JULY 5.

To determine which directions you should use to enter the facility, please find your type of parking and follow the directions that apply to your route into Gillette.



Note: Although you may see shorter routes to CAM-PLEX, the routes outlined here have been coordinated with local police to provide for the safety of convention attendees and to minimize traffic tie-ups as much as possible. Your cooperation is very important and is appreciated by everyone.

- **WILL CALL/STAGING AREA/HOLDING AREA**
- **NATIONAL OFFICERS**
- **ADVANCE CREW**
- **PARKING TEAM**
- **RV BASICS**
- **CARAVANS**
- **ALL VOLUNTEERS**
- **ROADTREKS & CLASS B RVs**
- **FAMILY** 30-AMP
30-AMP WITH WATER
50-AMP
50-AMP WITH WATER
FULL GENERATOR
NO GENERATOR
EXTERNAL GENERATOR
- **DISABLED** 30-AMP
30-AMP WITH WATER
30-AMP FULL-HOOKUP
50-AMP
50-AMP WITH WATER
50-AMP FULL-HOOKUP
FULL GENERATOR
NO GENERATOR
EXTERNAL GENERATOR

ARRIVING FROM I-90 WESTBOUND: Take exit 128 then turn right on Hwy. 51. Continue on Hwy. 51 to Axels Ave. Turn right on Axels Ave. and proceed to Martingale Drive. Turn left and proceed to S. Garner Lake Road. Turn right onto S. Garner Lake Road and proceed to Boxelder Road. Turn left onto Boxelder Road and proceed to Wrangler Road. Turn left onto Wrangler Road and follow the signs to the Arrival Area.

ARRIVING FROM I-90 EASTBOUND: Take exit 128 then turn right on Hwy. 51. Continue on Hwy. 51 to Axels Ave. Turn right on Axels Ave. and proceed to Martingale Drive. Turn left and proceed to Garner Lake Road. Turn right onto S. Garner Lake Road and proceed to Boxelder Road. Turn left onto Boxelder Road and proceed to Wrangler Road. Turn left onto Wrangler Road and follow the signs to the Arrival Area.

ARRIVING FROM WYOMING 59 NORTHBOUND: From northbound Wyoming 59, turn right onto S. Garner Lake Road. Follow S. Garner Lake Road to Boxelder Drive. Turn right onto Boxelder Drive and proceed to Wrangler Road. Turn left onto Wrangler Road and follow the signs to the Arrival Area.

ARRIVING FROM US 50 NORTHBOUND: From northbound US 50, turn right onto Southern Road. Follow Southern Road to Hwy 59. Cross Hwy 59 and Southern Road becomes S. Garner Lake Road. Continue on S. Garner Lake Road to Boxelder Road. Turn right onto Boxelder Road and proceed to Wrangler Road. Turn left onto Wrangler Road and follow the signs to the Arrival Area.

ARRIVING FROM US 14 SOUTHBOUND: Continue on southbound US 14, which will turn into eastbound Hwy. 51. Turn right on Axels Ave. and proceed to Martingale Drive. Turn left and proceed to S. Garner Lake Road. Turn right onto S. Garner Lake Road and proceed to Boxelder Road. Turn left onto Boxelder Road and proceed to Wrangler Road. Turn left onto Wrangler Road and follow the signs to the Arrival Area.

- **FAMILY 30-AMP FULL-HOOKUP**
50-AMP FULL-HOOKUP

ARRIVING FROM I-90 WESTBOUND: Take exit 129 and turn left onto S. Garner Lake Road. Continue on S. Garner Lake Road to Hwy. 51. Turn left onto Hwy. 51 and proceed to Fox Park Ave. Turn right onto Fox Park Ave. and proceed to Boxelder Road. Turn right onto Boxelder Road and proceed to the Boxelder RV Park entrance on the right.

ARRIVING FROM I-90 EASTBOUND: Take exit 129 and turn right onto S. Garner Lake Road. Continue on S. Garner Lake Road to Hwy. 51. Turn left onto Hwy. 51 and proceed to Fox Park Ave. Turn right onto Fox Park Ave. and proceed to Boxelder Road. Turn right onto Boxelder Road and proceed to the Boxelder RV Park entrance on the right.

ARRIVING FROM WYOMING 59 NORTHBOUND: From northbound Wyoming 59, turn right onto S. Garner Lake Road. Follow S. Garner Lake Road to Boxelder Drive. Turn right onto Boxelder Drive and proceed to the Boxelder RV Park entrance and turn left.

ARRIVING FROM US 50 NORTHBOUND: From northbound US 50, turn right onto Southern Road. Follow Southern Road to Hwy 59. Cross Hwy 59 and Southern Road becomes S. Garner Lake Road. Follow S. Garner Lake Road to Boxelder Drive. Turn right onto Boxelder Drive and proceed to the Boxelder RV Park entrance and turn left.

ARRIVING FROM US 14 SOUTHBOUND: Continue on southbound US 14, which will turn into eastbound Hwy. 51. Continue on Hwy. 51 past S. Garner Lake Road and Fox Park Ave. Turn right onto Fox Park Ave. and proceed to Boxelder Road. Turn right onto Boxelder Road and proceed to the Boxelder RV Park entrance on the left.

• **EXHIBITORS**

ARRIVING FROM I-90 WESTBOUND: Take exit 128 then turn right on Hwy. 51. Continue on Hwy. 51 to Axels Ave. Turn right on Axels Ave. and proceed to Martingale Drive. Turn left and proceed to S. Garner Lake Road. Turn right onto S. Garner Lake Road and proceed to Boxelder Road. Turn left onto Boxelder Road and proceed to Wrangler Road. Turn left onto Wrangler Road and follow the signs to Commercial Registration.

ARRIVING FROM I-90 EASTBOUND: Take exit 128 then turn right on Hwy. 51. Continue on Hwy. 51 to Axels Ave. Turn right on Axels Ave. and proceed to Martingale Drive. Turn left and proceed to S. Garner Lake Road. Turn right onto S. Garner Lake Road and proceed to Boxelder Road. Turn left onto Boxelder Road and proceed to Wrangler Road. Turn left onto Wrangler Road and follow the signs to Commercial Registration.

ARRIVING FROM WYOMING 59 NORTHBOUND: From northbound Wyoming 59, turn right onto S. Garner Lake Road. Follow S. Garner Lake Road to Boxelder Drive. Turn right onto Boxelder Drive and proceed to Wrangler Road. Turn left onto Wrangler Road and follow the signs to Commercial Registration.



DIRECTIONS CONTINUED

ARRIVING FROM US 50 NORTHBOUND: From northbound US 50, turn right onto Southern Road. Follow Southern Road to Hwy 59. Cross Hwy 59 and Southern Road becomes S. Garner Lake Road. Continue on S. Garner Lake Road to Boxelder Road. Turn right onto Boxelder Road and proceed to Wrangler Road. Turn left onto Wrangler Road and follow the signs to Commercial Registration.

ARRIVING FROM US 14 SOUTHBOUND: Continue on southbound US 14, which will turn into eastbound Hwy. 51. Turn right on Axels Ave. and proceed to Martingale Drive. Turn left and proceed to S. Garner Lake Road. Turn right onto S. Garner Lake Road and proceed to Boxelder Road. Turn left onto Boxelder Road and proceed to Wrangler Road. Turn left onto Wrangler Road and follow the signs to Commercial Registration.

- **DISPLAY RVs – PARKING IN THE GRASS LOT SOUTH OF THE WYOMING CENTER PAVED LOT**

ARRIVING FROM I-90 WESTBOUND: Take exit 128 then turn right on Hwy. 51. Continue on Hwy. 51 to Axels Ave. Turn right on Axels Ave. and proceed to Martingale Drive. Turn right and proceed to S. Garner Lake Road. Turn right onto S. Garner Lake Road and proceed to Boxelder Road. Turn left onto Boxelder Road and proceed to Wrangler Road. Turn left onto Wrangler Road and proceed to Maverick Drive. Look for signs for Display RV Staging and park in designated area.

ARRIVING FROM I-90 EASTBOUND: Take exit 128 then turn right on Hwy. 51. Continue on Hwy. 51 to Axels Ave. Turn right on Axels Ave. and proceed to Martingale Drive. Turn left and proceed to Garner Lake Road. Turn right onto S. Garner Lake Road and proceed to Boxelder Road. Turn left onto Boxelder Road and proceed to Wrangler Road. Turn left onto Wrangler Road and proceed to Maverick Drive. Look for signs for Display RV Staging and park in designated area.

ARRIVING FROM WYOMING 59 NORTHBOUND: From northbound Wyoming 59, turn right onto S. Garner Lake Road. Follow S. Garner Lake Road to Boxelder Drive. Turn right onto Boxelder Drive and proceed to Wrangler Road. Turn left onto Wrangler Road and proceed to Maverick Drive. Look for signs for Display RV Staging and park in designated area.

ARRIVING FROM US 50 NORTHBOUND: From northbound US 50, turn right onto Southern Road. Follow Southern Road to Hwy 59. Cross Hwy 59 and Southern Road becomes S. Garner Lake Road. Follow S. Garner Lake Road to Boxelder Road. Turn right onto Boxelder Road and proceed to Wrangler Road. Turn left onto Wrangler Road and proceed to Maverick Drive. Look for signs for Display RV Staging and park in designated area.

ARRIVING FROM US 14 SOUTHBOUND: Continue on southbound US 14, which will turn into eastbound Hwy. 51. Turn right on Axels Ave. and proceed to Martingale Drive. Turn left and proceed to S. Garner Lake Road. Turn right onto S. Garner Lake Road and proceed to Boxelder Road. Turn left onto Boxelder Road and proceed to Wrangler Road. Turn left onto Wrangler Road and proceed to Maverick Drive. Look for signs for Display RV Staging and park in designated area.

- **DAY PASS AND PASSPORT PARKING**


ARRIVING FROM ANY DIRECTION: Take S. Garner Lake Road to Boxelder Road. Go east on Boxelder and turn left onto Wrangler Road. Follow Wrangler Road to Windmill Road and turn left. Follow the signs into the public parking area.

ELECTRIC SERVICE — RVs plugging into house power (30-Amp and 50-Amp electric only; 30-Amp and 50-Amp with Water; and 30-Amp and 50-Amp Full-Hookup) will have electric service immediately upon arrival. For those parked in these areas, please make sure to bring at least 25 feet of additional electrical cord with you, as the supply plug may be a distance from your RV.

BASIC PARKING SIGNALS

Parking at a convention can be a tricky endeavor with the number of families that attend the events. The basic parking signals shown to the right can help you park in a safe manner. These uniform signals will be used by Parking Team members to help direct you as you park.

These signals are usually given from the left rear of your RV. Never move the RV unless the parker is in plain view. When the parker leaves the preferred high-visibility left side of the RV to determine whether the other side is clearing, the STOP signal will be given. If at any time you do not understand the hand signal or additional directions are needed, wave your hand out the driver's window and signal the parker to approach for conversation.




Move rear of RV to the left, as seen in mirror.




Come straight back.



Distance to go (palms apart indicating how far).



Move rear of RV to the right, as seen in mirror.



Slowly (when pumping palms down, like patting a dog).



Crossed forearms indicate STOP!


FMCA Supersized BOOK CLUB



**Saturday, July 10, 1:00 p.m.
Heritage Theater, Seminar 1**



FMCA is hosting its fourth Supersized Book Club during “The Spirit Of Wyoming” convention. Attendees are invited to read *Threads West: An American Saga* by Reid Lance Rosenthal. Reid will be in Gillette to discuss the book, answer questions, and sign copies.



Reid is fourth generation land and cattle. His cowboy heart and poet's pen captures the spirit of the western landscape and its influence on generations of its settlers. His long-standing devotion to wild and remote places, to the land, and to the people--both past and present--who leave their legend and footprint upon America and the American West is the inspiration and descriptive underpinning of all of his writing. Reid's works have enjoyed #1 Best-seller positions in numerous categories and genres, and he has, much to his delighted surprise, been honored with 13 national awards, including Best Book of the Year award or Finalist (runner-up) designations in the categories of Western, Historical Fiction, Romance, West/Mountain Regional Fiction and Design!



TO BENEFIT THE Y.E.S. HOUSE FOUNDATION

To register, contact the Events Department by calling (800) 543-3622; Or register onsite and pick up your race packet at the FMCA Information Center (Wyoming Center).

Race Info

- When: Friday, July 9, at 8 am - Rain or Shine (Please arrive by 7:45 am).
- Will reschedule for Saturday in the event of severe weather.
- Where: Meet at the start line near the FMCA Town Center.
- Course distance will be approximately 1 mile.
- Bring your pets!
- Participants may walk, run, or ride on mobility scooters. No bicycles, golf carts, or other motorized vehicles will be allowed.

Registration Info

- \$10 per person
- If you are walking as a couple or a group, please enter each person individually.
- All participants will receive a Magic Mile water bottle and participant packet.
- All proceeds will go to Y.E.S. House Foundation in Gillette.

Y.E.S. HOUSE FOUNDATION • Yearly, an average of 1,000 children and their families utilize the Youth Emergency Services (Y.E.S.) House. Children who have no other safe haven; families in crisis and in need of guidance; and young people who have gained the skills for a better life, are just a few of those who were served. Through its 13 programs, the Y.E.S. House provides education, prevention, and counseling needed for a brighter tomorrow. For more information, visit www.yeshousefoundation.org



Heat Exhaustion And Heat Stroke

Heat Exhaustion (Heat Prostration or Collapse)

If not treated, Heat Exhaustion can progress to Heat Stroke

SIGNS AND SYMPTOMS: Heavy sweating; paleness; skin cold and clammy; fast and shallow breathing; muscle cramps; tiredness; weakness; dizziness; headache; nausea or vomiting; fainting; dilated pupils

EMERGENCY TREATMENT: Rest in a cool area; drink cool, non-alcoholic beverages; take a cool shower, bath, or sponge bath ; wear lightweight clothing; be transported to medical facility, if necessary.

Heat Stroke (Sun Stroke)

SIGNS AND SYMPTOMS: Heat stroke can sometimes mimic symptoms of a heart attack; exceedingly high body temperature; hot, dry skin (no sweating, even armpits dry); skin color is red; rapid pulse; confusion; difficulty breathing.

EMERGENCY TREATMENT: Cool body by applying wet, cold towels to the entire body or spray with a garden hose; fan the victim to promote sweating and evaporation; place ice packs under the armpits and groin area; reduce body temperature to 101-102 degrees; immediately transport to a medical facility.

To avoid falling victim to Heat Exhaustion or Heat Stroke, drink plenty of water throughout the day. Avoid extended time in the sunshine and heat. Take frequent rest breaks. Wear lightweight clothing. Do not ignore the signs and symptoms.

WARNING

Exhaust Gas Is Deadly!

Exhaust gases contain carbon monoxide, an odorless and colorless gas that's formed during the combustion of hydrocarbon fuels. Carbon monoxide is poisonous and can cause unconsciousness and death. Symptoms of carbon monoxide poisoning include the following:

- Inability to think coherently
- Vomiting
- Muscular twitching
- Throbbing in the temples
- Dizziness
- Headache
- Weakness and sleepiness

If you or anyone else experiences any of these symptoms, shut down the generator; exit the immediate area (whether inside the motorhome or outside); and get into fresh air immediately. If the symptoms persist, seek medical attention immediately. Do not operate the generator again until it has been inspected and repaired.

The best protection against carbon monoxide inhalation is proper generator installation and frequent visual inspections of the complete exhaust system. Also, your motorhome should be equipped with a working carbon monoxide detector.

Did You Know?

Many attendees bring motorized transportation to FMCA events to help move about the grounds. These golf carts, scooters, etc. are a wonderful convenience for those who are not as mobile as they used to be.

Using these vehicles in close proximity to pedestrian traffic poses increased risk of an accident for which the user may be found responsible. Many owners of these vehicles may not be aware that their insurance does not protect them in case of an accident. These vehicles may not be covered under homeowner or motor vehicle policies. Insurance companies may consider these types of vehicles as "recreational vehicles" or "motor vehicles" and require that they be separately insured. Individuals may be able to purchase insurance coverage for these vehicles with an attachment (called a "rider") to one of an existing insurance policy. Several companies will cover a small, single-seat electric scooter used to transport a disabled person under a homeowner policy.

For your protection, and the protection of other attendees at FMCA events, ask your insurance agent whether your vehicle is covered under an existing policy or requires additional coverage.



RV Weighing Service

The RVSEF RV Weighing Service utilizes certified scales to determine individual wheel position loads. Owners complete a comprehensive worksheet that includes all critical weight and tire ratings. Scale readings and ratings are entered into a custom computer program that generates a weight analysis report, detailing safety margins on each component in terms of whether a rating is exceeded or not yet reached, and by how much. Members receive a preliminary report at the weighing site, followed by a comprehensive report, including tire load/inflation tables, in the mail. The cost of the weighing is \$60.

There is no charge for the education program titled "RV Weight & Tire Safety" presented by RVSEF. Check your program for day, time, and location.

Sign up for RV weighing at the FMCA Information Center located in the Wyoming Center on Wednesday, July 7, 2021, 8:00 am to 1:00 pm, or during exhibit hours in the supplier exhibits hall at the RV Safety & Education Foundation booth (825). Appointments are limited.

**FRIDAY, JULY 9 • 1:30 pm
FMCA TOWN CENTER TENT**



Gentlemen,

Proud of your facial hair? Then you'll want sign up for FMCA's Mr. Whiskers Games. Compete in one of three categories — Beard, Goatee, or Mustache — and be judged on the growth and grooming of your whiskers. From the three winners, "The Spirit Of Wyoming" Mr. Whiskers Champion will be crowned by audience approval.

Sign up at the Information Center before noon on Friday, July 9, then report to the FMCA Town Center stage by 1:15 pm. The whiskerless can join the fun as well. Cheer for your favorite furry-faced competitor, and then help decide who will become Mr. Whiskers — Gillette 2021.



CHAPTER



**TUESDAY, JULY 6, 3:45 P.M.
CENTRAL PAVILION RECEPTIONS AREA
AFTER FIRST-TIMER'S ORIENTATION**

This is the perfect opportunity for you to visit with one of more FMCA chapters all in one spot. See chapter displays and talk with enthusiastic members and officers who will be happy to tell all about the fun of being part of a chapter. Ask any questions and even join a chapter or two that you find interesting. You won't want to miss this chance to find out about FMCA's many chapters, so put "The Spirit Of Wyoming" Chapter Fair on your schedule.

If you are a chapter leader interested in participating, contact the Chapter Services Department by emailing chapters@fmca.com. You will receive a confirmation email with more information about setup, etc.

GILLETTE FAST FACTS

For Emergencies, dial 911.

Gillette is located in Campbell County. Surrounding counties include Converse (south), Natrona (southwest), Johnson (west), Powder River, MT (north), and Crook and Weston (east). The area code is 307 and the zip codes are 82716, 82717, 82718, 82731, and 82732.

U.S. Post Office

311 S. Kendrick Ave., Gillette
(800) 275-8777 or (307) 682-3727

Campbell County Memorial Hospital

501 S. Burma Ave., Gillette
(307) 688-1000

Powder River Dental

1211 S Douglas Hwy., Suite 200, Gillette
(307) 682-6771

Animal Medical Center of Wyoming

200 E. Lakeway Road, Gillette
(307) 682-1507.

Weather broadcasts can be found on the following Gillette area TV and radio stations:

Digital TV Stations

KTWO – TV 2 (ABC) KOTA – TV 12 (ABC)

Radio Stations

KIML—1270 AM	KLOF—88.9 FM
KAXG—89.7 FM	KUWG—90.0 FM
KLWD—91.9 FM	KLED—93.3 FM
KAML—97.3 FM	KGCC—99.9 FM
KGWY—100.7 FM	KDDV—101.5 FM

Cancellation Requests

Refunds for this convention will be made only upon written request (cancel@fmca.com). Cancellations made by May 5, 2021, will receive a full refund minus \$25 handling fee. Cancellations made after May 5, 2021, but before July 7, 2021, will receive a full refund minus \$50 handling fee. Absolutely no refunds July 7, 2021, and after. Badges and confirmation materials must be returned to the FMCA home office before any refund is issued.

GROCERY, PHARMACY, LAUNDRY, AND MISCELLANEOUS SHOPPING

The information below is provided solely as a courtesy to attendees and should not be construed as an endorsement or recommendation by FMCA for the businesses indicated.

CAM-PLEX MULTI-EVENT FACILITIES is located at 1635 Reata Drive, Gillette, WY 82718

WALMART SUPERCENTER

2300 S. Douglas Hwy., Gillette, WY 82718
Store: (307) 686-4060 — Pharmacy: (307) 686-5166
Hours: Store — 24 Hours
Pharmacy — Mon-Fri: 9am. to 9pm; Sat: 9am to 7pm; Sun: 10am to 6pm

Directions From CAM-PLEX (Est. distance: 3 miles)

1. Head north on Reata Dr.
2. Turn left onto Indian Paintbrush Dr.
3. Turn left onto S. Garner Lake Rd.
4. Turn right onto E. Boxelder Rd.
5. Turn left toward Powder Basin Ave.
6. Continue onto Powder Basin Ave. Walmart will be on the right.

ALBERTSONS (Food and Drug)

2610 S. Douglas Hwy., Gillette, WY 82718
Store: (307) 686-7352 – Pharmacy: (307) 687-2996
Hours: Store — 5:00 am to 11 pm
Pharmacy – Mon-Fri: 9pm to 8pm; Sat: 9am to 6pm; Sun: 10am to 4pm

Directions From CAM-PLEX (Est. distance: 3 miles)

1. Head north on Reata Dr.
2. Turn left onto Indian Paintbrush Dr.
3. Turn left onto S. Garner Lake Rd.
4. Turn right onto E. Boxelder Rd.
5. Use the left two lanes to turn onto WY-59 S. Albertsons is on the right.

WALGREENS (Food and Drug)

2000 S. Douglas Hwy., Gillette, WY 82718
(307) 682-4517
Hours: Store — 8am to 10pm
Pharmacy — 8am to 10pm

Directions From CAM-PLEX (Est. distance: 2.7 miles)

1. Head north on Reata Dr.
2. Turn left onto Indian Paintbrush Dr.
3. Turn left onto S. Garner Lake Rd.
4. Turn right onto E. Boxelder Rd.
5. Use the second-from-the-left lane to turn onto WY-59 S. Walgreens will be on the right

Surf'n Suds (Coin Laundry)

203 S. Richards Ave., Gillette, WY 82716
(307) 686-9266
Hours: Mon-Sun: 8 am to 8 pm

Directions From CAM-PLEX (Est. distance: 3.9 miles)

1. Head north on Reata Dr.
2. Turn left onto Indian Paintbrush Dr.
3. Turn right onto S. Garner Lake Rd.
4. Turn left onto WY-51 W. and drive approximate 2.0 miles
5. Continue onto E. 2nd Street for 0.9-mile. Surf'n Suds will be on the left at Richards Street.