



FMCA'S 99TH INTERNATIONAL CONVENTION & RV EXPO

## CONFIRMATION GUIDE

March 13-16, 2019 • Georgia National Fairgrounds & Agricenter • Perry, Georgia



Sondra & Jon Walker

Thank you for registering for FMCA's 99th Annual International Convention and RV Showcase. We have an incredible event planned and I can't wait to get everyone settled in so we can get this party started. Below is information to help you prepare for the "Peachy In Perry" event when you arrive.

- To park the large number of coaches that attend an FMCA International Convention, parking must begin two days prior to the event. After you park, turn in your completed locator card to obtain your Welcome Bag, which includes an event program, grounds maps, and other items. Welcome Bags will be available at the Information Center located in McGill Marketplace; at Welcome Bag distribution stations in the parking lots; and at the FMCA Office located in the Roquemore Conference Center .

- **Read the program** included in your Welcome Bag — or the electronic version at FMCA.com — **and plan what you would like to see and do during the convention. You also may be interested in exploring the local**

**area.** Information about what to do in the Central Georgia area is available beginning on page 64 of the December 2018 issue of *Family Motor Coaching* or at FMCA.com.

- Get acquainted with your neighbors and make new friends.
- During the "Peachy In Perry" convention, on-grounds transportation using trams and activity golf carts will be available for you to get from the parking lots to the activity areas and back (limited service on Monday, March 11; full service begins Tuesday, March 12). If you have a bicycle, we encourage you to bring it. It is the most efficient way to get around the grounds.
- On Wednesday, March 13, both the RV Displays and supplier and component exhibits will be open from 1:00 pm to 5:00 pm, as the participating exhibitors unveil their latest models and newest products. Take advantage of this opportunity to shop for whatever you may need to make your RVing experience more enjoyable.
- A limited number of golf carts will be available for rent through **Salopek Golf Car & Equipment Company** on a first-come, first-served basis and are primarily for family members with mobility issues. To order a golf cart in advance, contact Salopek at (937) 845-9301 to request an order form.
- **For your safety, please do not attempt to visit the exhibit areas during set-up days, which are prior to Wednesday, March 13, at 1:00 pm when the RV displays and supplier and component exhibits open.** Security will police the area to be sure only authorized personnel gain admittance. All exhibits will be open from 1:00 pm until 5:00 pm on Wednesday, March 13, and 9:00 am to 5:00 pm on Thursday, Friday, and Saturday, March 14, 15, and 16. Most importantly, remember: It's Still All About Having Fun!

Jon Walker, F268778

FMCA National President



# FMCA International Convention Information

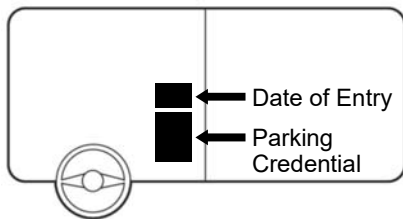
## Please Read Carefully

### ENCLOSED ITEMS

Enclosed are your registration materials, which include everything you need to arrive and be parked. Once you park and turn in your locator card, you will receive your Welcome Bag, which will include the event program. Early event information, including seminar information, can be obtained by visiting [www.fmca.com](http://www.fmca.com) and viewing or downloading a digital edition of the event program.

#### Windshield RV Parking Credentials

Enclosed in this packet are two separate parking credentials that must be displayed in the lower driver's side lower right corner of your windshield when entering the grounds and at all times when parked. The larger card indicates the parking area you requested (or were assigned to) and the type of service you requested (30-amp, 50-amp, general, full generator, no generator). The black-and-white card (Date of Entry) indicates the date you should arrive at Georgia National Fairgrounds and Agricenter to be parked. Please place the credentials in your windshield in the order indicated below.



## Stay Connected With EZ-Text

Receive Convention text messages on your cell phone to alert you to:

- Severe Weather
- Special Events
- Program Additions
- Event Updates

Text the word  
"perry19"  
to 313131  
(393939 for Canada)  
to sign up.



Message and data rates may apply. To unsubscribe from this list reply "STOP" to 313131 or 393939.

The credentials acknowledge your registration; indicate to security personnel that you have paid; and aid the parking personnel who will guide you to the requested parking area. The Date of Entry card indicates your assigned date of admittance. You will not be parked prior to your assigned date of entry. If you arrive early, you may stay overnight in the Arrival Area. If you arrive late, you may have to wait to be parked. If you decide to leave the grounds in your RV for any reason, you must display the window credentials to re-enter. **If you purchased 30-amp electric or 50-amp electric parking, the electric service in your specific parking area will be activated at 9:00 am on the date indicated on your Date of Entry credential.**

#### Towed Car Credential

This credential should be displayed on the rearview mirror of your towed vehicle if you have one. When re-entering the grounds in your towed vehicle, you must display the towed car credential. For security purposes, please print your cell phone number, name, and member number on the credential.

#### Emergency Locator Card & Welcome Bags

Your completed locator card must be turned in to obtain your Welcome Bag once you arrive and park. Pet owners should fill out the back of the card with information about pets that are traveling with them. This card is used to find you in the event of an emergency or if friends want to find out where you are parked. Please be specific about your location (check for signs on or at the end of your street). Also, check to be sure that your RV license plate number is printed correctly. The Welcome Bag will include the event program and other related materials. It also will include a coupon for two souvenir hat pins. The coupon can be redeemed at the Hat Pin Booth in the Information Center in McGill Marketplace beginning Wednesday, March 13 (while supplies last). If there is a sufficient supply, pins also will be available for \$2.00 each at the FMCA Store in the indoor exhibit area. Welcome Bags will be available at Welcome Bag distribution stations in the parking lots; and beginning on Monday, March 11, at the FMCA Office located in the Roquemore Conference Center and in the Information Center located in McGill Marketplace, from 8:00 am to 5:00 pm

#### Name Badges

Name badges must be worn to gain admittance to the exhibit areas and all other activities. There are spaces on the back of the badge to indicate emergency information and your RV location.

#### First-Time Attendee Ribbons

If you indicated during your registration that this is your first International Convention, we have enclosed red First Time Attendee ribbons. These attach to your name badges so experienced attendees may welcome you and be available to answer your questions.

## Registration Information, continued

### International Convention Confirmation Guide

This guide includes a map and directions; emergency service information; International Convention Rules and Regulations; facts about Perry; and other information.

### Arrival Procedures

Members who arrive on their assigned date should follow the directions to the parking area for which they have registered. Those arriving before or after their assigned date should follow the directions to the Arrival Area. Arrival routes have been determined with the help of the local police so arriving RV traffic can be cleared off the highways as quickly as possible. The Arrival Area will be open starting at 8:00 am, Sunday, March 10, and remain open until Wednesday, March 13, at 5:00 pm. A member of FMCA's Parking Team will be on duty each day in the Arrival Area from 8:00 am until 5:00 pm to assist with your arrival. If you have a tow vehicle, the parking committee requests that you unhook it and have your co-pilot or another member of your party drive it onto the grounds separately so as not to hold up the parking operation.

If you wish to park close to friends, you must arrive together with appropriate admittance credentials and enter together or meet in the Arrival Area. Identify your party by placing a piece of white 8 1/2-inch-by-11-inch paper in the window of each RV. Using a heavy black marker, write the last name of one of the members of your group followed by the position each RV occupies in relationship to the total number of motorhomes in your party (Smith 1 of 3; Smith 2 of 3; etc.). This is requested so parking personnel are aware that you wish to park near each other.

**Whether you park on pavement or on grass, we ask that you use wooden blocks or waffle pads under your levelers.**

### Departure Procedures

Departure will be on Sunday, March 17. Electric will be turned off at 9:00 am and all RVs should be off property by 12:00 pm. If you are interested in staying longer, please visit [www.gnfa.com/p/getinvolved](http://www.gnfa.com/p/getinvolved). Space is limited and you may be asked to move your RV.

### Family Emergency Contact Information

FMCA family members who wish to leave an emergency phone number with friends and family should provide them with the number for the FMCA Information Center, (513) 256-5779. This number will be in operation beginning Sunday, March 10, at 8:00 am. All attendees are required, by order of the fire department, to carry fire extinguishers on board RVs.

### Mail

If you plan to have mail forwarded to this event, it is very important that it be addressed as follows:

Member Name & Membership Number  
c/o Family Motor Coach Association  
401 Larry Walker Parkway  
Perry, GA 31069

Mail will not be available for pick up until Wednesday, March 13. Mail not picked up from the Information Center by 3:00 pm, Saturday, March 16, will be sent to FMCA National Headquarters in Cincinnati.

If you plan to pick up your mail at the post office in Perry, please have it addressed as follows:

Member Name  
General Delivery  
1400 Macon Road  
Perry, GA 31069

### General Information

There are limited water and dumping facilities available at the site; **therefore, you are asked to arrive with empty waste tanks and a full water tank.** Septic trucks will be available to empty holding tanks along with water trucks to fill water tanks. Check your program for information about these services.

Hours of operation for the **Information Center/Registration Desk** located in McGill Marketplace are as follows:

- Sunday through Saturday, March 10 through 16  
8:00 am to 5:00 pm

Hours of operation for **Will Call** in the Arrival Area are as follows:

- Sunday through Tuesday, March 10 through 12  
8:00 am to 5:00 pm
- Wednesday, March 13, 8:00 am to 12:00 pm
- Will Call will be relocated to the Information Center/Registration Desk in McGill Marketplace on Wednesday, March 13, at 12:00 pm, and remain there through the duration of the event.

### Cancellation Requests

Refunds for registration fees will be made only upon written request and only if the request is received by February 20, 2019. Badges and confirmation materials must be returned with cancellation request. All cancelled registrations are subject to a \$20 handling fee. Electric canceled on or prior to Friday, January 11, 2019, will be refunded in full; electric cancelled after January 11, 2019, and on or before Wednesday, February 20, 2019, will be refunded 50%. Absolutely no refunds for electric cancelled after Wednesday, February 20, 2019.

# FMCA International Convention

## Rules And Regulations

1. Parking for registered attendees with properly dated credentials will take place from 8:00 am to 5:00 pm on Sunday, Monday, and Tuesday, March 10, 11 and 12; and 8:00 am to 12:00 pm on Wednesday, March 13. Non-registered families may register at the registration office in McGill Marketplace starting at 8:00 am, Sunday, March 10. Registration hours will be from 8:00 am to 5:00 pm on Sunday through Friday, March 10 through 15, and 8:00 am to 12:00 pm, on Saturday, March 16. If you arrive earlier than the date on your Arrival Card, you must go to the Arrival Area.
2. Parking spaces will be assigned at the discretion of the parking team. First arrivals may not necessarily be parked closer to the activity centers.
3. Attendees may ride trams to all activities. Towed cars may not be used to travel to activity centers.
4. Follow the directions of the Parking Team and park only in allocated spaces. Improperly parked RVs and/or towed cars will be towed away at the owner's expense.
5. Security and safety personnel are responsible for the safety of attendees. Please obey their directions.
6. Personnel work hard to help attendees have an enjoyable experience. The majority are volunteers who have paid registration fees in order to attend this event. Please treat them with respect.
7. An adequate parking space is provided for RVs and towed vehicles. RVs, awnings, and equipment must fit within this space.
8. A special parking area will be provided for RVs that are towing boats or other large equipment.
9. Electricity is available at an additional cost. Security personnel will issue fines to anyone procuring electricity illegally, and may request the removal of the RV from the grounds.
10. Directors of caravans or large groups must schedule an arrival time with FMCA's national office. Group and Caravan parking will be at the discretion of the Convention Committee. Caravan reservations will be accepted for Monday and Tuesday, March 11 and 12.
11. Pets are welcome, but must be kept in the RV parking areas unless they provide service assistance. Pets are not allowed in activity centers — seminars, entertainment, morning coffee hour, or exhibit areas. Please be a responsible pet owner. Clean up pet waste, prevent the pet from making excessive noise, and keep it on a leash when outside the RV. Also, do not allow your pet to relieve itself near RVs.
12. Scooters, Segways, bikes, and other two-wheeled personal transportation vehicles are not permitted inside exhibit buildings, seminar rooms, and other areas restricted to pedestrian traffic. Wheelchairs and authorized handicap carts are permitted in these areas. Your cooperation is greatly appreciated.
13. The use of privately owned golf carts is permitted. The speed limit in activity areas is 5 mph. Headlights must be used before dawn and after dusk. If your cart does not have operating headlights, it cannot be used in the dark.
14. The Convention Committee reserves the right to ask violators of the above rules and regulations to leave the grounds.

### The FMCA Event App

FMCA Events has gone mobile! We've teamed up with CrowdCompass to build an app (for both Apple and Android) that will make your convention experience easier. This app will include maps, seminar schedules, exhibitor locations, and other information about entertainment and activities – all in the palm of your hand!



The app will be launched in early February and registered attendees will receive an email with instructions on how to download it from the App Store or Google Play. Make sure you watch your email inbox and follow us on Facebook – more info is on the way!

# DIRECTIONS

## Georgia National Fairgrounds and Agricenter, Perry, Georgia

**NOTE:** Although there may be shorter routes to the facility, please use the directions below, which have been developed for the safety of attendees and to minimize traffic tie-ups.

**P**arking for FMCA's 99<sup>th</sup> International Convention & RV Expo will commence on Sunday, March 10, at 8:00 am. Please display your admittance cards in the lower right-hand corner of the driver's-side windshield.

The Arrival Area will open on Sunday, March 10. Please go to the Arrival Area if you wish to meet and park with friends; if you requested that your credentials be held at Will Call; if you arrive before the date on your admittance card; if you are an individual family arriving for the convention without a specific affiliated credential (Advance Crew, Volunteer, Disabled, or in a registered caravan); or if you are not pre-registered for the convention.

### ARRIVAL AREA/STAGING AREA/WILL CALL

**FROM FLORIDA (or the south):** Travel north on I-75 and take exit 135 (Perry/Marshallville). Turn right and proceed east on Larry Walker Parkway. Go past the North Entrance and the East Entrance and turn right onto Elko Road. Turn right on Starbuck Road.

**FROM ATLANTA (or the north):** Travel south on I-75 and take exit 135 (Perry/Marshallville). Turn left and proceed east on Larry Walker Parkway. Go past the North Entrance and the East Entrance and turn right onto Elko Road. Turn right on Starbuck Road.

### EXECUTIVE BOARD

**FROM FLORIDA (or the south):** Travel north on I-75 and take exit 135 (Perry/Marshallville). Turn right and proceed east on Larry Walker Parkway. Turn right onto General Courtney Hodges Boulevard. Turn left into the West Entrance. Proceed to the Clock Tower and turn right.

**FROM ATLANTA (or the north):** Travel south on I-75 and take exit 135 (Perry/Marshallville). Turn left and proceed east on Larry Walker Parkway. Turn right onto General Courtney Hodges Boulevard. Turn left into the West Entrance of the fairgrounds. Proceed to the Clock Tower and turn right.

### ADVANCE CREWS, PARKING TEAM, RV BASICS, EARLY SECURITY VOLUNTEERS

**FROM FLORIDA (or the south):** Travel north on I-75 and take exit 134 (South Perry Parkway exit). Turn right on South Perry Parkway, pass the South Entrance, merge into left-hand lane, and turn left into the Southeast Entrance. Follow the signs to enter the parking area.

**FROM ATLANTA (or the north):** Travel south on I-75 and take exit 134 (South Perry Parkway). Turn left on South Perry Parkway, pass the South Entrance, merge into left-hand lane, and turn left into the Southeast Entrance. Follow the signs to enter the parking area.

### VOLUNTEERS

**FROM FLORIDA (or the south):** Travel north on I-75 and take exit 134 (South Perry Parkway). Turn right on South Perry Parkway, merge into the left-hand lane, and enter at the South Entrance. Proceed straight through the South Gate to the parking area.

**FROM ATLANTA (or the north):** Travel south on I-75 and take exit 134 (South Perry Parkway). Turn left on South Perry Parkway, merge into the left-hand lane, and enter at the South Entrance. Proceed straight through the South Gate to the parking area.

### FAMILY PARKING — 30-AMP & 50-AMP ELECTRIC

**FROM FLORIDA (or the south):** Travel north on I-75 and take exit 134 (South Perry Parkway). Turn right and proceed east on South Perry Parkway. Merge into the left lane and enter the South Entrance of the fairgrounds. Take an immediate left onto General Courtney Hodges Boulevard and follow to the entrance of the parking area.

**FROM ATLANTA (or the north):** Travel south on I-75 and take exit 134 (South Perry Parkway). Turn left and proceed east on South Perry Parkway. Merge into the left lane and enter the South Entrance of the fairgrounds. Take an immediate left onto General Courtney Hodges Boulevard and follow to the entrance of the parking area.

### FAMILY PARKING — GENERAL, FULL GENERATOR, NON-GENERATOR, EXTERNAL GENERATOR; FRUSTRATED MAESTROS; COFFEE HOUR VOLUNTEERS; TYPE B MOTORHOMES

**FROM FLORIDA (or the south):** Travel north on I-75 and take exit 135 (Perry/Marshallville). Turn right and proceed east on Larry Walker Parkway. Go past the North Entrance and the East Entrance and turn right onto Elko Road. Turn right on Starbuck Road.



**FROM ATLANTA (or the north):** Travel south on I-75 and take exit 135 (Perry/Marshallville). Turn left and proceed east on Larry Walker Parkway. Go past the North Entrance and the East Entrance and turn right onto Elko Road. Turn right on Starbuck Road.

### DISABLED PARKING – GENERAL, 30-AMP & 50-AMP ELECTRIC, FULL GENERATOR, NON-GENERATOR

**(There will be a separate Will Call and Arrival Area in the Disabled Parking area for those who requested Disabled Parking.)**

**FROM FLORIDA (or the south):** Travel north on I-75 and take exit 135 (Perry/Marshallville). Turn right and proceed east on Larry Walker Parkway. Turn right into the North Entrance and proceed to the parking area.

**FROM ATLANTA (or the north):** Travel south on I-75 and take exit 135 (Perry/Marshallville). Turn left and proceed east on Larry Walker Parkway. Turn right into the North Entrance and proceed to the parking area.

### CARAVANS

**FROM FLORIDA (or the south):** Travel north on I-75 and take exit 134 (South Perry Parkway exit). Turn right on South Perry Parkway, merge into the left-hand lane, pass the South Entrance and the Southeast Entrance and turn left onto Elko Road. Turn left at the Caravans entrance.

**FROM ATLANTA (or the north):** Travel south on I-75 and take exit 134 (South Perry Parkway exit). Turn left on South Perry Parkway, merge into the left-hand lane, pass the South Entrance and the Southeast Entrance and turn left onto Elko Road. Turn left at the Caravans entrance.

### EXHIBITORS

**FROM FLORIDA (or the south):** Travel north on I-75 and take exit 135 (Perry/Marshallville). Turn right and proceed east on Larry Walker Parkway. Turn right onto General Courtney Hodges Boulevard. Turn left into the West Entrance of the fairgrounds. Follow signs to exhibitor registration at Miller-Murphy-Howard Building.

**FROM ATLANTA (or the north):** Travel south on I-75 and take exit 135 (Perry/Marshallville). Turn left and proceed east on Larry Walker Parkway. Turn right onto General Courtney Hodges Boulevard. Turn left into the West Entrance of the fairgrounds. Follow signs to exhibitor registration at Miller-Murphy-Howard Building.

### PUBLIC GATE AND PASSPORT CARS

Public and passport car parking for FMCA's 99th International Convention & RV Expo will be located at Lot F inside the North Entrance at the Georgia National Fairgrounds and Agricenter. Public and passport will be directed to take exit 135 (Perry/Marshallville), drive east on Larry Walker Parkway, proceed to the North Entrance, turn right into the grounds, and follow the signs for public parking.

# "Peachy In Perry!" Special Events

The Special Events schedule below is tentative. Please check your program and the "Peachy In Perry" event app when you arrive for exact days and times for these activities.

## Discover GNFA

### Guided Walkabout

Tuesday, March 12, Noon to 4 pm  
Meet at the Clock Tower

### RV Nomads: The Movie

Tuesday, March 12, 3:00 p.m.  
Georgia Building

### Card Bingo

Tuesday, March 12, 7 pm  
Georgia Building

### Square Dance

Tuesday, March 12, 7 pm  
Sheep Barn 1

### First-Timer's Orientation

Wednesday, March 13, 10 am  
Reaves Arena

### Chapter Fair

Wednesday, March 13, 11 am  
Reaves Arena

### All Exhibits Open

Wednesday, March 13, 1 pm to 5 pm  
Thursday Friday, Saturday,  
March 14, 15, 16, 9 am to 5 pm

### Ladies' Luncheon (ticketed event)

Thursday, March 14, 11:30 am  
McGill Marketplace

### Morning Coffee Hour

FMCA Town Center — 8 am to 9 am  
Thursday, Friday, Saturday  
March 14, 15, 16  
Featuring The Frustrated Maestros

### Chapter Block Party

Thursday, March 14, 5:30 pm  
Chapter Party Areas in Parking Lots

### Movie Night — *The Bucket List*

Thursday, March 14, 7 pm  
Georgia Building

### Ice Cream Social

Friday, March 15, 1 pm  
FMCA Town Center

### FMCA Supersized Book Club

*The Cracker Queen: A Memoir of a Jagged, Joyful Life*  
Featuring Author Lauretta Hannon  
Saturday, March 16, 1 pm  
Seminar 1

## DAYTIME ENTERTAINMENT

### FMCA Town Center

### KICKOFF CONCERT Wednesday, March 13



Jeffery Broussard and  
the Creole Cowboys

**Two Performances!  
Noon & 3:00 pm**

### Midday — 11:45 am

Thursday Ah Surely

Friday Mike Fuller  
The Magician

Saturday Mike & Jennifer  
McLain and the  
Banjocats

### Afternoon — 2:30 pm

Thursday Big Mike & The  
Booty Papas

Friday The Frustrated  
Maestros

Saturday Sir Pat-Trick  
Magic

## EVENING ENTERTAINMENT

### Reaves Arena — 7:30 p.m.

Wednesday Jim Pelley

Friday Cornell Gunter's  
Coasters, The Platters,  
and The Drifters

Saturday Louis Prima Jr. and  
The Witnesses



Cornell Gunter's Coasters



The Platters



The Drifters



Jim Pelley



Louis Prima Jr. and the Witnesses



# Service Information

Welcome to FMCA's 99th International Convention in Perry, Georgia!

Service is an important function at our events, and many manufacturers and component suppliers provide limited service for attendees who are experiencing problems with their RVs. Please refer to the information at the bottom of this page regarding emergency service. Do not ask for routine maintenance or for services that can be handled before leaving home.

At this event you will be able to sign up for service prior to arriving in Perry; on Wednesday, March 13, from 8:00 am to 1:00 pm at the Service Center in the lobby of the Miller-Murphy-Howard Building; and on site at the service provider's vendor booth. A list of the service providers who have agreed to make pre-convention service appointments, along with their contact information, will be e-mailed to all registered attendees (it also will be posted on FMCA.com) as the event nears.

In most cases, a service vehicle (van or golf cart) will be dispatched to your motorhome in the family parking area. Service will be performed at the discretion of the manufacturer, component supplier, or service firm. In most cases, non-warranty work will be charged.

Happy RVing, and we'll see you in Perry!

Sincerely,



Doug Uhlenbrock  
Director of Events

## LIMITED ON-SITE "EMERGENCY" SERVICE

(For Service Related To Health & Safety Issues)

**FMCA will permit emergency service vehicles on-site beginning the first official day of Family Parking (Monday, March 11) at FMCA's 99th International Convention in Perry, Georgia.**

- Service during family parking days (Monday, Tuesday, and Wednesday, March 11, 12, and 13) will be limited to emergency service.
- Emergency service is defined as any service to generators, refrigerators, air conditioners, heaters, and inverters that must be performed to assure the health and safety of members. Regular or preventive maintenance (example: changing oil or filters) or new installations are not considered emergency service.
- No new installations are permitted on motorhomes parked on-site in the family parking area prior to noon on Wednesday, March 13.
- Service vehicles offering emergency service must display a yellow "Emergency Service" credential prominently on their vehicle.
- There is to be no selling of any product or service in the family parking areas. All sales transactions must be limited to assigned exhibit areas.
- Immediately notify FMCA Security or the FMCA Commercial Office, located in the Miller-Murphy-Howard Buildings East/West Gallery, if vendors without proper credentials approach you regarding service in the family area.

# Heat Exhaustion And Heat Stroke

## Heat Exhaustion (Heat Prostration or Collapse)

If not treated, Heat Exhaustion can progress to Heat Stroke

**SIGNS AND SYMPTOMS:** Heavy sweating; paleness; skin cold and clammy; fast and shallow breathing; muscle cramps; tiredness; weakness; dizziness; headache; nausea or vomiting; fainting; dilated pupils

**EMERGENCY TREATMENT:** Rest in a cool area; drink cool, non-alcoholic beverages; take a cool shower, bath, or sponge bath ; wear lightweight clothing; be transported to medical facility, if necessary.

## Heat Stroke (Sun Stroke)

**SIGNS AND SYMPTOMS:** Heat stroke can sometimes mimic symptoms of a heart attack; exceedingly high body temperature; hot, dry skin (no sweating, even armpits dry); skin color is red; rapid pulse; confusion; difficulty breathing.

**EMERGENCY TREATMENT:** Cool body by applying wet, cold towels to the entire body or spray with a garden hose; fan the victim to promote sweating and evaporation; place ice packs under the armpits and groin area; reduce body temperature to 101-102 degrees; immediately transport to a medical facility.

To avoid falling victim to Heat Exhaustion or Heat Stroke, drink plenty of water throughout the day. Avoid extended time in the sunshine and heat. Take frequent rest breaks. Wear lightweight clothing. Do not ignore the signs and symptoms.

## WARNING

### Exhaust Gas Is Deadly!

Exhaust gases contain carbon monoxide, an odorless and colorless gas that's formed during the combustion of hydrocarbon fuels. Carbon monoxide is poisonous and can cause unconsciousness and death. Symptoms of carbon monoxide poisoning include the following:

- Inability to think coherently
- Vomiting
- Muscular twitching
- Throbbing in the temples
- Dizziness
- Headache
- Weakness and sleepiness

If you or anyone else experiences any of these symptoms, shut down the generator; exit the immediate area (whether inside the motorhome or outside); and get into fresh air immediately. If the symptoms persist, seek medical attention immediately. Do not operate the generator again until it has been inspected and repaired.

The best protection against carbon monoxide inhalation is proper generator installation and frequent visual inspections of the complete exhaust system. Also, your motorhome should be equipped with a working carbon monoxide detector.

## Did You Know?

Many attendees bring motorized transportation to FMCA events to help move about the grounds. These golf carts, scooters, etc. are a wonderful convenience for those who are not as mobile as they used to be.

Using these vehicles in close proximity to pedestrian traffic poses increased risk of an accident for which the user may be found responsible. Many owners of these vehicles may not be aware that their insurance does not protect them in case of an accident. These vehicles may not be covered under homeowner or motor vehicle policies. Insurance companies may consider these types of vehicles as "recreational vehicles" or "motor vehicles" and require that they be separately insured. Individuals may be able to purchase insurance coverage for these vehicles with an attachment (called a "rider") to one of an existing insurance policy. Several companies will cover a small, single-seat electric scooter used to transport a disabled person under a homeowner policy.

For your protection, and the protection of other attendees at FMCA events, ask your insurance agent whether your vehicle is covered under an existing policy or requires additional coverage.



## RVSEF Coach Weighing Service

The RVSEF RV Weighing Service utilizes certified scales to determine individual wheel position loads. Owners complete a comprehensive worksheet that includes all critical weight and tire ratings. Scale readings and ratings are entered into a custom computer program that generates a weight analysis report, detailing safety margins on each component in terms of whether a rating is exceeded or not yet reached, and by how much. Members receive a preliminary report at the weighing site, followed by a comprehensive report, including tire load/inflation tables, in the mail. The cost of the weighing is \$60.

There is no charge for the education program titled "RV Weight & Tire Safety" presented by RVSEF. Check your program for day, time, and location.

**Sign up for RV weighing at the FMCA Information Center located in McGill Marketplace on Wednesday, March 13, 2019, 8:00 am to 12:00 pm, or during exhibit hours in the supplier exhibits at the RV Safety & Education Foundation booth (813). Appointments are limited.**

# FMCA's 100th International Convention & RV Expo

August 14 through 17, 2019  
North Dakota State Fairgrounds  
Minot, North Dakota




To register, call (800) 543-3622  
or visit [www.fmca.com](http://www.fmca.com)


## BASIC PARKING SIGNALS

Parking at a convention can be a tricky endeavor with the number of families that attend the events. The basic parking signals shown to the right can help you park in a safe manner. These uniform signals will be used by Parking Team members to help direct you as you park.

These signals are usually given from the left rear of your RV. Never move the RV unless the parker is in plain view. When the parker leaves the preferred high-visibility left side of the RV to determine whether the other side is clearing, the STOP signal will be given. If at any time you do not understand the hand signal or additional directions are needed, wave your hand out the driver's window and signal the parker to approach for conversation.




*Move rear of coach to the left, as seen in mirror.*



*Come straight back.*



*Distance to go (palms apart indicating how far).*



*Move rear of coach to the right, as seen in mirror.*



*Slowly (when pumping palms down, like patting a dog).*



*Crossed forearms indicate STOP!*

# PERRY FAST FACTS

For Emergencies, dial **911**.

Perry is located in **Houston County**. Surrounding counties include Dooly (south), Macon (west), Peach (northwest), Bibb (north), Twiggs (northeast), Bleckley (east), and Pulaski (southeast). Perry is approximately 15 miles south of Warner Robins; 27 miles south of Macon; 97 miles southeast of Atlanta; and 135 miles north of the Florida border. The area code is 478 and the zip code is 31069.

## U.S. Post Office

1400 Macon Road, Perry  
(478) 988-1251

## Perry Hospital | Houston Healthcare

1120 Morningside Drive, Perry  
(478) 987-3600

## Wespark Family Dentistry

233 Wes Park Drive, Perry  
(478) 987-7863

## Perry Animal Hospital

633 General Courtney Hodges Blvd., Perry  
(478) 987-2415

**Weather broadcasts can be found on the following Perry area TV and radio stations:**

## Digital TV Stations

WPGA – 58 (ABC)	WMAZ – 13 (CBS)
WGXA – 24 (FOX)	WMGT – 41 (NBC)

## Radio Stations

WMUM – 89.7 FM	WNNG – 99.9 FM
WPWB – 90.5 FM	WNEX – 100.9 FM
WJTG – 91.3 FM	WAYS – 1500 AM
WPEZ – 93.7 FM	WDDO – 980 AM
WMGB – 95.1 FM	WMAC – 940 AM
WIBB – 97.9 FM	WZCH – 102.5 FM
WDEN – 99.1 FM	WQBZ – 106.3 FM

# GROCERY, PHARMACY, LAUNDRY, AND MISCELLANEOUS SHOPPING

The information below is provided solely as a courtesy to attendees and should not be construed as an endorsement or recommendation by FMCA for the businesses indicated.

**The Georgia National Fairgrounds and Agricenter is located at  
401 Larry Walker Parkway, Perry, GA 31069**

## WALMART SUPERCENTER

1009 St. Patrick's Drive, Perry, GA 31069  
Store: (478) 987-1444 — Pharmacy: (478) 987-2323  
Hours: Store — 24 Hours; Pharmacy — Mon-Fri: 9:00 am to 9:00 pm;  
Sat: 9:00 am to 7:00 pm; Sun: 10:00 am to 6:00 pm

### Directions From GNFA (Est. distance: 3 miles)

1. Go west on Larry Walker Parkway/Golden Isle Parkway
2. Merge onto I-75 N ramp to Macon
3. Take exit 136 for US-341/GA-7 toward Perry/Fort Valley
4. Keep right at the fork and turn onto GA-7 S/US 341 Sam Nunn Blvd.
5. Take the first left on Hampton Court. Walmart is straight ahead.

## KROGER (Food and Drug)

1367 Sam Nunn Blvd., Perry, GA 31069  
Store: (478) 988-8474 — Pharmacy: (478) 988-8398  
Hours: Store — 6:00 am to 1:00 am; Pharmacy— Mon-Fri:  
9:00 am to 8:00 pm; Sat: 9:00 am to 6:00 pm; Sun: 11:00 am to 6:00 pm

### Directions From GNFA (Est. distance: 3 miles)

1. Go west on Larry Walker Parkway/Golden Isle Parkway
2. Merge onto I-75 N ramp to Macon
3. Take exit 136 for US-341/GA-7 toward Perry/Fort Valley
4. Keep right at the fork and turn onto GA-7 S/US 341 Sam Nunn Blvd.
5. Travel to the second traffic light and Kroger will be on the right.

## CVS (Food and Drug)

1100 Washington Street, Perry, GA 31069  
Store: (478) 987-0707  
Hours: Store — 8:00 am to 9:00 pm; Pharmacy — Mon-Fri:  
8:00 am to 9:00 pm; Sat: 9:00 am to 6:00 pm; Sun: 10:00 am to 6:00 pm

### Directions From GNFA (Est. distance: 2.0 miles)

1. Go west on Larry Walker Parkway/Golden Isle Parkway
2. Turn right onto US-41 N/GA-7 N/GA-127 E/General Courtney Hodges Blvd.
3. Turn left onto Meeting Street.
4. CVS will be on the left.

## WALGREENS (Food and Drug)

1100 Ball Street, Perry, GA 31069  
Store: (478) 987-1222  
Hours: Store — 8:00 am to 10:00 pm; Pharmacy — Mon-Fri:  
9:00 am to 7:00 pm; Sat: 9:00 am to 6:00 pm; Sun: 10:00 am to 6:00 pm

### Directions From GNFA (Est. distance: 2.6 miles)

1. Go west on Larry Walker Parkway/Golden Isle Parkway
2. Turn right onto US-41 N/GA-7 N/GA-127 E/General Courtney Hodges Blvd.
3. Continue straight onto Commerce Street. Walgreens is on the left.

## MAYTAG LAUNDRY (Coin Laundry)

1003 Swift Street, Perry, GA 31069  
Store: (478) 987-5865 Hours: Mon-Sun: 7:30 am to 9:00 pm

### Directions From GNFA (Est. distance: 2.4 miles)

1. Go west on Larry Walker Parkway/ Golden Isles Parkway.
2. Turn right onto General Courtney Hodges Blvd.
3. Continue straight onto Commerce Street.
4. Turn left onto Macon Road.
5. Turn right onto Swift Street (Behind the Flash Food Store).